



Welcome to Learning with Parents

2023-2024



@learnwparents
www.learningwithparents.com

Parents & carers are a child's most important adult



What do you want your child to achieve this year?

@learnwparents

www.learningwithparents.com

How it works



Teachers set topics



**Families learn together
– offline activities**



Parents share feedback

@learnwparents

www.learningwithparents.com

Benefits of the programme

No need to log in

You can access it on your phone and will only need to log in when accessing personal information

Only do what you can – we support busy families

Activities can take anywhere between 10 minutes to 30 minutes – it's up to you!

Learning is fun for you and your child

Children love this way of home-learning and it is a great way to spend time together!



@learnwparents

www.learningwithparents.com



Benefits of the programme

Short videos support you and your child

They help you and your child do the activities with confidence.

See your child's love of learning grow

It is the interactions parents have with their children that make the biggest difference.

Use household items

Our programme helps families explore learning at home – use food and household items.



@learnwparents

www.learningwithparents.com



Great activity, what a way to learn 3D shapes. He knew all the shapes and was very eager to build a tower

Nirvan enjoyed this activity. His little brother even joined in as he thought it was fun!



Danny enjoyed learning to tell the time in this activity. Now, he is always asking what the time is throughout the day!



Nancie loved this activity. She laughed her head off during the whole game!

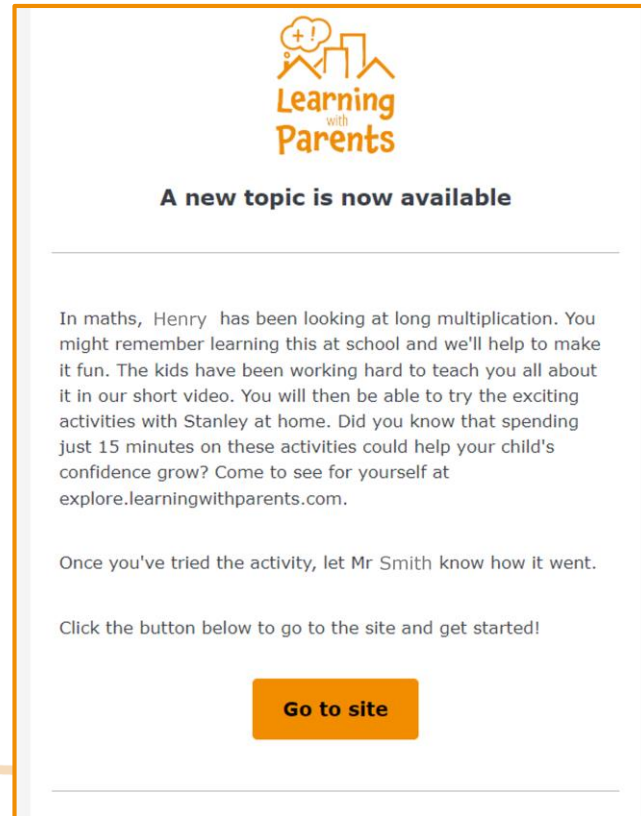
@learnwparents

www.learningwithparents.com



Step 1

Click on the magic link in the topic notification to take you to your child's topic



The screenshot shows a notification email from Learning with Parents. At the top is the Learning with Parents logo, which consists of a stylized house with a plus sign and an exclamation mark inside a thought bubble above it. Below the logo is the text "Learning with Parents". Underneath is a bold heading: "A new topic is now available". A horizontal line separates this heading from the main body of text. The main text reads: "In maths, Henry has been looking at long multiplication. You might remember learning this at school and we'll help to make it fun. The kids have been working hard to teach you all about it in our short video. You will then be able to try the exciting activities with Stanley at home. Did you know that spending just 15 minutes on these activities could help your child's confidence grow? Come to see for yourself at explore.learningwithparents.com." Below this is another line of text: "Once you've tried the activity, let Mr Smith know how it went." This is followed by: "Click the button below to go to the site and get started!". At the bottom of the notification is a blue button with the text "Go to site".

@learnwparents

www.learningwithparents.com




Step 2

Watch the short video with your child.

Example Pupil > One fewer by counting

One fewer by counting

Example has been learning this topic at school. Watch the video then do the activities to earn stars.



Activities locked

Watch the video lesson to unlock the activities for this topic.

@learnwparents

www.learningwithparents.com




Step 3

There are two or three activities per topic to choose from, but you only need to do one!

Pasta Piles


Make a big pile of dry pasta (or pennies or sweets). Player A (parent or guardian) takes some pasta pieces away to make a small pile.

Challenge your child to take MORE pieces of pasta away from the main pile to make a BIGGER pile than you.



Put all the pasta pieces back in the main pile. This time, Player A takes enough pasta pieces to make a big pile.

Ask your child to take FEWER pasta pieces to make a SMALLER pile.



Repeat the activity to practise comparing numbers.



@learnwparents

www.learningwithparents.com


Step 4

You can leave a comment and upload a picture!

Family comment

What did Milo enjoy or do well in this activity?


e.g. "It was fun using objects from around the house to do maths"



Milo's comment

What did you find easy or hard? Let your teacher know!


e.g. "I enjoyed beating my sister at this"



Upload a photo

Do you want to upload a photo of you and Milo playing this activity together?

Thumbnail image



Upload a photo

@learnwparents

www.learningwithparents.com

Step 5

Your child will get to dress up their Mathscot!



Termly Challenges



@learnwparents

www.learningwithparents.com



🏠 > Milo Example

Welcome Milo!

Finish activities to earn clothes, accessories, and awards.

Topics Awards History


We read together



Reading
No target this week

>

Next Maths



Secret Number Bonds
Released Friday 12 May

>

Next English

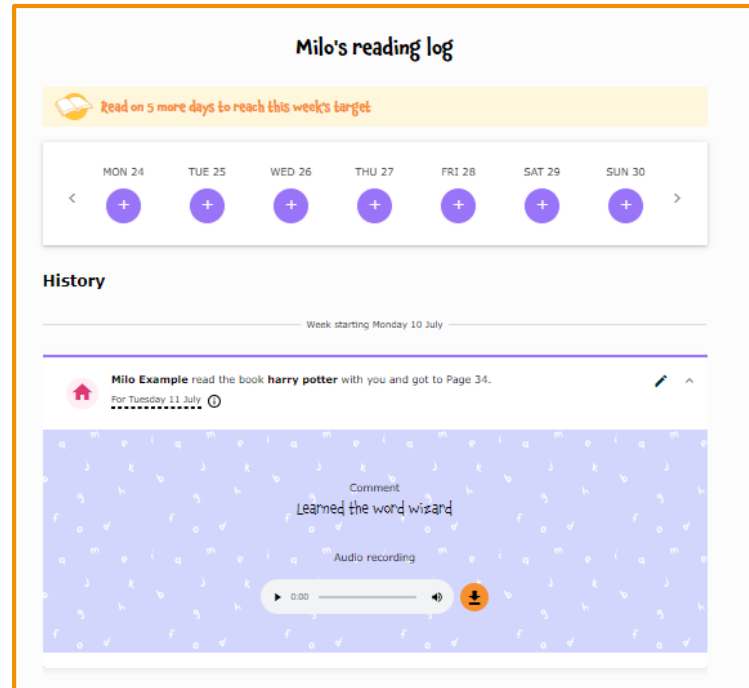


Because in a Book
Released Thursday 02 Feb

>

Step 1

Click on the magic link in the reading notification to take you to your child's reading log

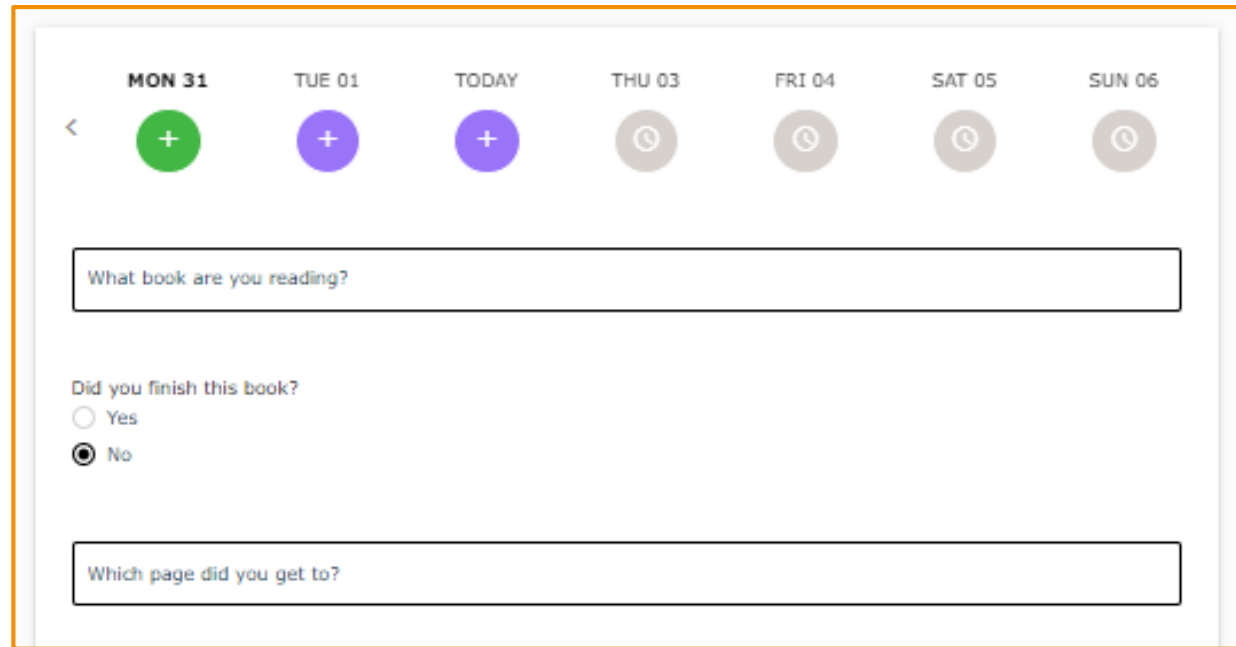


@learnwparents

www.learningwithparents.com

Step 2

Click on the day you would like to log reading for and fill in the information about the book



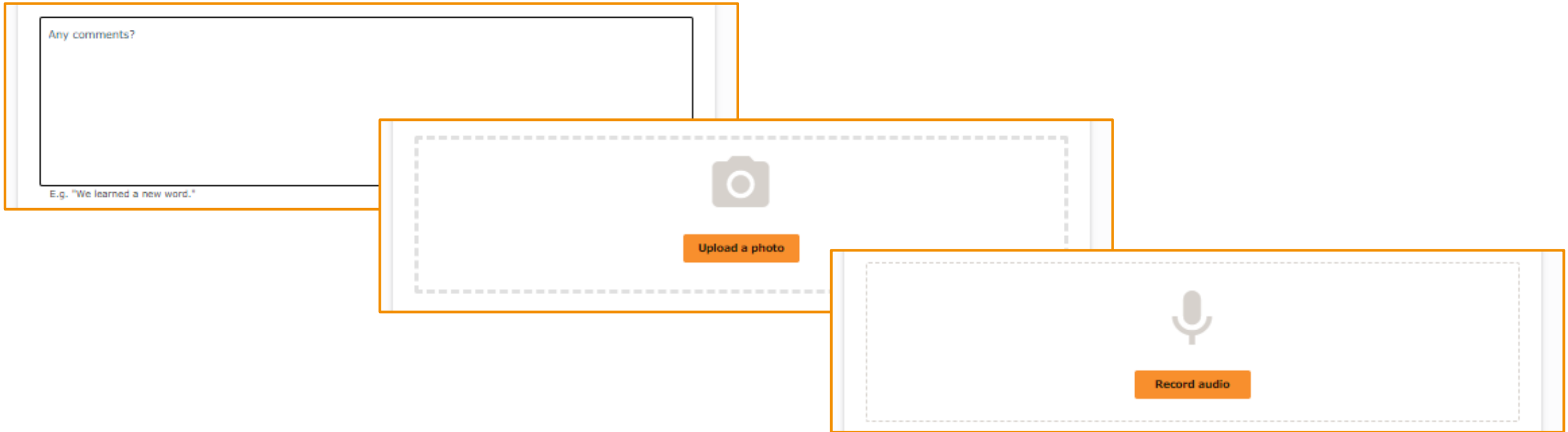
The screenshot shows a mobile application interface for logging reading progress. At the top, there is a navigation bar with a back arrow on the left and seven day selection buttons: MON 31, TUE 01, TODAY, THU 03, FRI 04, SAT 05, and SUN 06. The 'TODAY' button is highlighted with a purple circle containing a plus sign, while the other days have grey circles with a clock icon. Below the navigation bar is a text input field with the placeholder text 'What book are you reading?'. Underneath this is a question 'Did you finish this book?' with two radio button options: 'Yes' (unselected) and 'No' (selected). At the bottom is another text input field with the placeholder text 'Which page did you get to?'. The entire interface is enclosed in a white box with a thin orange border.

@learnwparents

www.learningwithparents.com

Step 3

You can leave a comment, upload a picture, or record audio!



@learnwparents

www.learningwithparents.com

Earn stars



Reading
Week starting Monday
01 May



Reading
Week starting Monday
24 April



Reading challenge...

@learnwparents

www.learningwithparents.com



- Use your **mobile phone** to log reading – no need to find a pencil!
- **No need to remember a log in** – we send you a magic link each week which takes you directly to your child's log
- Choose how you log reading – **record audio**, write a comment or upload a photo
- Children love recording audio and it helps **motivate them to read** at home

[@learnwparents](#)

www.learningwithparents.com

Support

We have different ways to support you:

FAQs on the website

Instant chat on the website

Or email us and we will get back to you within 3 working days.

hello@learningwithparents.com



[@learnwparents](https://www.instagram.com/learnwparents)

www.learningwithparents.com